

# CONRAIL

BALTIMORE-WASHINGTON  
DISTRICT

TERMINAL INFORMATION  
PUBLICATION

YPBV64

## BAY VIEW TO DUNDALK MARINE TERMINAL

CREW SYMBOL: YPBV64    SIGN UP TIME: 23:59    POOL CODE: 814

### JOB PROFILE

THIS YARD JOB PROVIDES INDUSTRY SWITCHING FROM BAY VIEW TO DUNDALK MARINE TERMINAL ON THE BEAR CREEK RUNNING TRACK. THE BEAR CREEK RUNNING TRACK IS AN INDUSTRIAL TRACK CONTROLLED BY THE YARDMASTER AT BAY VIEW SOUTH END. SERVICE IS PROVIDED MONDAY THROUGH FRIDAY.

SAFETY TIP: BETWEEN 6:30 AM AND 6:30 PM MONDAY THROUGH FRIDAY, CREWS CAN EXPECT VERY HEAVY TRAFFIC WITHIN DUNDALK MARINE TERMINAL. CARE MUST ALSO BE GIVEN TO WATCH FOR MACHINERY SUCH AS FORKLIFTS AND CRANES MOVING ABOUT ANYWHERE. CREWS ARE NOT TO MOVE UNDER CRANES WHILE CRANE IS OPERATING. ALL BUILDINGS WITH LOADING DOCKS ARE CLOSE CLEARANCE. PACIFIC MOLASSES IS CLOSE CLEARANCE. GUTTER RAIL OR RAIL LAID EVEN WITH THE ASPHALT IS USED EXTENSIVELY THROUGH OUT THE TERMINAL. CREWS SHOULD WATCH FOR DEBRIS THAT MAY FALL IN THIS GUTTER AS IT MAY CAUSE DERAILMENTS OR CAN BE SHOT OUT IF RUN OVER. CAUTION SHOULD BE USED IF CARS ARE TO BE CHOCKED AS THE TOP OF THE RAIL AND ROADWAY SURFACE ON GUTTER RAILS WILL CAUSE A SERIOUS PINCH POINT. GUTTER RAIL SWITCH HANDLES ARE IN COVERED SWITCH BOXES, CARE MUST BE USED IN OPENING THESE TO AVOID PINCH POINTS. THESE SWITCH BOX COVERS ARE TO BE CLOSED WHEN NOT IN USE.

#### 1. CSXT

ZTS 216 AND 607 D-N

JOINT FACILITY SERVICE GENERAL MOTORS CARS PLACED AND PULLED FROM TRACKS 14, 15, 16 (607) AND OUTBOUND (216). NO SPOTS AS THESE CARS ARE SWITCHED AT GENERAL MOTORS BY CSXT. CARS ARE ALSO PICKED UP HERE DESTINED FOR DUNDALK MARINE TERMINAL. IN THIS CASE CARS ARE SWITCHED BY CONRAIL CREWS; 1580'S ARE FILLED OUT SEPARATE THAN IF CARS COME FROM BAYVIEW EVEN THOUGH THEY MAY GO TO SAME CUSTOMERS.

#### 2. BALTIMORE PACKAGING

ZTS 724 D-N

CARS ARE SHOVED INTO THIS DEAD-END TRACK ALSO KNOWN AS "L" TRACK. TRACK IS 250 FT. IN LENGTH, ROAD MUST BE KEPT CLEAR. INSTRUCTIONS AS TO PLACEMENT IN MARINE TERMINAL OFFICE YARD OR ON BERTH WOULD BE INDICATED ON 1580.



### 3. PACIFIC MOLASSES

ZTS - 753 D-N

TANK CARS SHOVED INTO THIS FACILITY, IT HOLDS FIVE (5) CARS. FROM THE BUMPER THERE IS SPACE FOR TWO (2) HOLD CARS, THEN LOADING SPOUTS 3,2, AND 1. TO SPOT CARS AT #3 SPOUT OR TO BUMPER, TANK CARS OR CARS NO TALLER IN HEIGHT THAN A TANK CAR( I.E., LOW END GONDOLA OR FLATCAR) MUST BE USED AS SPACERS ACCOUNT #2 SPOUT WILL STRIKE ANYTHING TALLER THAN TANK CAR INCLUDING ENGINE. CARS SHOULD BE SPOTTED WITH MANWAY DIRECTLY UNDER SPOUT.

### ITO

ZTS 719-720 D-N

CARS ARE USUALLY FARM MACHINERY LOADED ON FLATCARS. CUSTOMER PREFERS CARS TO BE PLACED ON "719" FIRST AND ANY OVER FLOW TO "720". CARS PLACED BETWEEN "D" STREET AND BUMPER AT "B" STREET. CARS PLACED ON 719 MUST BE SEPARATED AT "C" STREET GATE. THIS CUSTOMER MAY ALSO ORDER CARS TO BERTH. CARS MAY BE PULLED OR SHOVED VIA TRACK "224" (SEAGULL) THROUGH "871" AT BERTH "9" TO BERTH "6" WHERE ALL CROSSOVERS ON THE BERTHS MAY BE USED FROM THERE WITH THE EXCEPTION OF CROSSOVER FROM 851 TO 840 AS THIS CROSSOVER CANNOT BE NEGOTIATED BY CERTAIN FLATCARS. CARS ARE PLACED TO NORTH END OF SHED 3. ROAD CROSSINGS BETWEEN SHEDS MUST BE LEFT OPEN.

**TIP:** PLACE CARS ON TRACK NEXT TO WATER AND ROAD CROSSINGS WILL NOT HAVE TO BE LEFT OPEN.

### 5. PREDELIVERY SERVICE

ZTS - 611,612,613,614,615 D-N

TRACKS ARE DESIGNATED 611-E, 612-D, 613-C, 614-B, 615-A, 616 - RUN-AROUND. AUTO CARRIER CARS BI AND TRI-LEVEL ARE PLACED HERE. E WILL HOLD SIX (6) CARS; D THROUGH A WILL HOLD FIVE (5). LOADED CARS ARE PLACED WITH AUTOS INSIDE HEADED SOUTH. CARS NOT HEADED RIGHT MUST BE TURNED ON WYE TRACK 222. CARE MUST ALSO BE USED NOT TO PLACE BI-LEVELS NEXT TO TRI-LEVELS ON SAME TRACK. CAR MUST BE SECURED WITH HAND BRAKES ON 1ST CAR AND 4TH CAR AND CAR ON REAR. CARS ARE SPOTTED 38 INCHES TO 42 INCHES APART MEASURED AT EYELETS OF END DROP PLATES.

### 6. UNIVERSAL MARITIME

ZTS 931-930 D-N

CARS ORDERED ARE PLACED TO BERTH 13. THIS BERTH IS ACCESSED

OFF OF "C" YARD TRACK 7 (547) TO TRACK 763. CARS MUST BE PLACED BEYOND 14TH ST. AWAY FROM TRAFFIC. PATRON WILL MOVE CAR FROM THERE.

**7. BALTIMORE FOREST PRODUCTS**

ZTS - 718, 740, 746, 751 D-N

CUSTOMER RECEIVES CARS FOR LOADING AT FOUR (4) LOCATIONS:

- A. MAIN FACILITY "718". CARS ARE SHOVED BY PLATFORM FOR LOADING. TRACK WILL HOLD TEN (10) CARS TO WHEEL STOPS.
- B. SHED "8" -751, CARS PLACED TO PLATFORM TRACK. TRACK WILL HOLD TEN (10) CARS TO BUMPER.
- C. SHED "6" - 746, CARS PLACED TO PLATFORM TRACK. TRACK WILL HOLD EIGHT (8) CARS TO BUMPER.
- D. SHED "4" -740, CARS PLACED TO PLATFORM TRACK. TRACK WILL HOLD EIGHT (8) CARS TO END OF PLATFORM.
- E. SHED "5" OUTSIDE TRACK SWITCH ON SHED "4" END IS OUT OF SERVICE.

**TIP:** PULL ALL LOADS ORDERED OUT THEN GO BACK TO PLACE EMPTIES AT SHEDS "4" AND "6". EXCESS CARS ORDERED FOR "4" AND "6" MAY BE LEFT AT PASSENGER TERMINAL SHED "5" - 739.

**8. CLEAN OUT TRACK**

ZTS 646 D-N

NO WORK ORDER ISSUED. RBOX CARS ARE PLACED ON #16 TRACK 636, TO BE CLEANED OUT. TRACK WILL HOLD TWENTY (20) CARS TO CLEAR 14 TRACK 634 AT BOTH ENDS. OKAY TO FOUL #15.

**9. HOLDING YARD**

ZTS 630, 631, 632, 633, 634, 635, AND 636.

THESE TRACKS USED AS HOLDING TRACK AND ARE NUMBERED:

630 - #10, 631 - #11, 632 - #12, 633 - #13, 634 - #14, 635 - #15, 636 - #16.

TRACKS #10 THROUGH #14 WILL HOLD TWENTY (20) BOXCARS OR EIGHTEEN (18) 60 FT. FLATCARS, OR THIRTEEN (13) MULTI-LEVELS OR OR 90 FT. FLATCARS.

**10. TROLLEY JUNCTION**

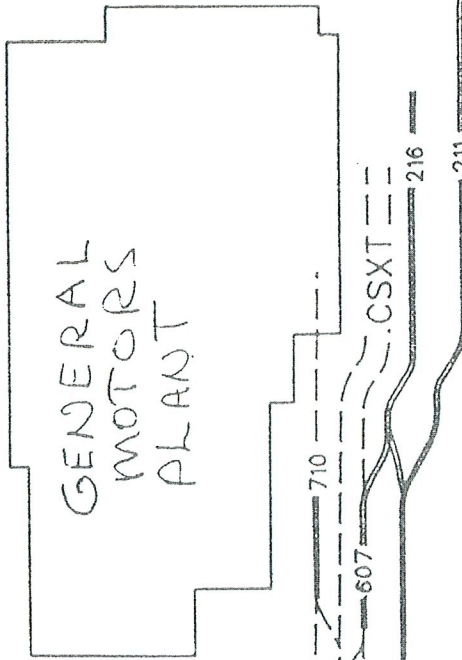
ZTS 211 D-N

TRACK LOCATED OUTSIDE OF GATE TO MARINE TERMINAL 2200 FT. IN LENGTH USED FOR MAKING UP OUTBOUND TRAIN. LENGTH MEASURED FROM CLEARANCE POINT FROM SWITCH TO A POINT APPROXIMATELY 400 FT. NORTH OF SOUTH TERMINAL GATE. THERE IS TRACK BEYOND 2200 FT., BUT NOT IN GOOD CONDITION.



NOTE: CARS TO BE RETURNED TO CSXT WILL BE ON SPECIAL ORDER. IF CARS WILL FIT ON OUTBOUND TRACK. PENN MARY ( ALSO KNOW AS MCI TRACK TO CSXT), CARS SHOULD BE HANDLED ON HEAD-END OF TRIP LEAVING DMT. TOO MANY CARS FOR THIS TRACK WILL NECESSITATE HAULING CARS ON REAR OF TRAIN AND CUTTING THEM OFF AT SWITCH TO PENN MARY YARD SO AS CSXT CREW MAY COUPLE AND PULL INTO THEIR YARD.

# CANTON MD



TO DUNDALK  
SEE ZONE 58  
PAGE 2

ZONE 58  
PAGE 1  
RDBR 10-1260

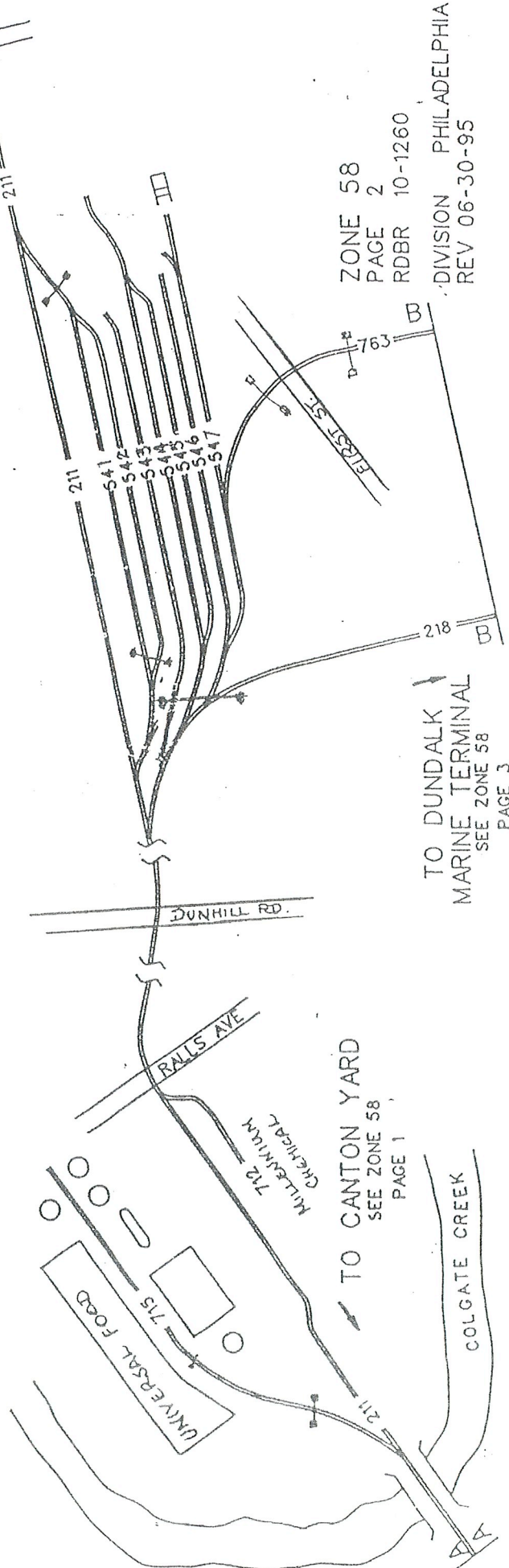
DIVISION PHILADELPHIA  
REV 09-09-94

TO CANTON  
YARD  
SEE ZONE 57  
PAGE 2



MARYLAND

# DUNDALK MD



ZONE 58  
 PAGE 2  
 RDBR 10-1260

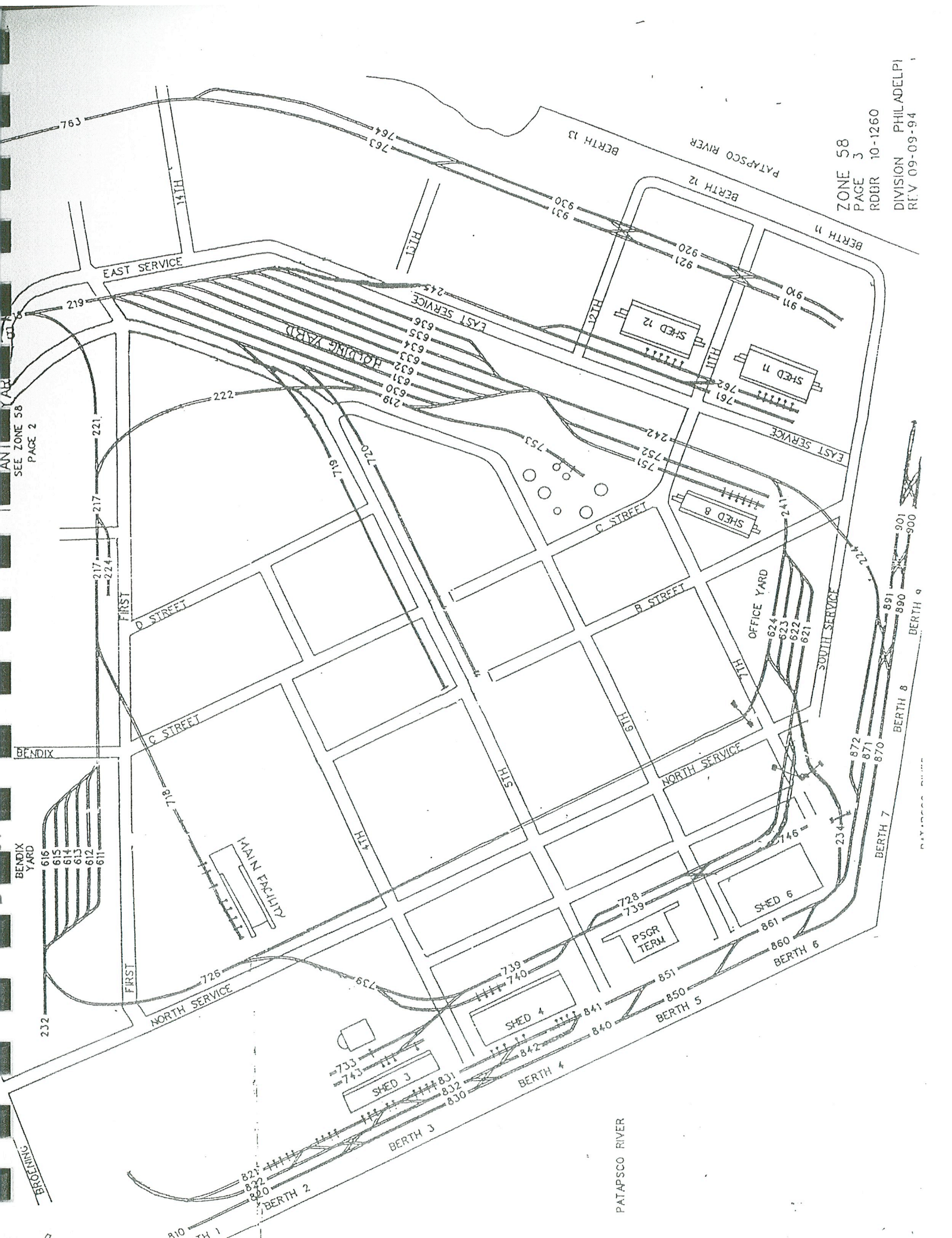
DIVISION PHILADELPHIA  
 REV 06-30-95

TO DUNDALK  
 MARINE TERMINAL  
 SEE ZONE 58  
 PAGE 3

TO CANTON YARD  
 SEE ZONE 58  
 PAGE 1

000





ZONE 58  
 PAGE 3  
 RDBR 10-1260  
 DIVISION PHILADELPI  
 REV 09-09-94

SEE ZONE 58  
 PAGE 2

BENDIX  
 YARD  
 616  
 615  
 614  
 613  
 612  
 611

ERBOWING

PATAPSCO RIVER

234  
 872  
 871  
 870  
 BERTH 7  
 891  
 890  
 901  
 900  
 BERTH 8  
 BERTH 9

763  
 764  
 763

219  
 612  
 221  
 217  
 217  
 224

222  
 219  
 630  
 631  
 632  
 633  
 634  
 635  
 636  
 245

217  
 217  
 224

718  
 719  
 720

726  
 739  
 739

733  
 743

739  
 740  
 841  
 842  
 840  
 851  
 850

728  
 739

745  
 831  
 832  
 830

821  
 822  
 820

910  
 911  
 920  
 921  
 930  
 931

761  
 762  
 761

224  
 224