

CONRAIL

BALTIMORE-WASHINGTON
DISTRICT

TERMINAL INFORMATION
PUBLICATION

YPBV04

BAY VIEW TO QUAD AVENUE TO WEST BALTIMORE

CREW SYMBOL: YPBV04 SIGN UP TIME:0630 POOL CODE: 814

JOB PROFILE

THIS YARD JOB PROVIDES INDUSTRY SWITCHING FROM BAY VIEW YARD TO QUAD AVENUE (BALTIMORE STEEL SIDING) AND WEST BALTIMORE (LOUDON PARK). CREWS MUST OPERATE OVER NORTHEAST CORRIDOR UNDER DIRECTION OF AMTRAK CETC-1 (WEST BALTIMORE) AND CETC-2 (BALTIMORE STEEL SIDING) DISPATCHER. AMTRAK RADIO CHANNEL IS A.A.R. 54-54.

SAFETY TIP: JOB OPERATES IN ELECTRIFIED TERRITORY. BE AWARE OF CATENARY SYSTEM AND RULES THAT APPLY.

NOTE: CONRAIL ENGINES ARE ONLY ALLOWED ON #1 TRACK IN PENN STATION AND ENGINES EQUIPPED WITH AWNINGS MUST HAVE THEM RETRACTED WHILE OPERATING ON AMTRAK.

TRAIN PLACEMENT

NOTE: WHEN MAKING UP TRIP, IT IS BEST TO HAVE AN ENGINE ON EACH END. EXCESSIVE DIMENSION CARS CANNOT BE HANDLED THROUGH B&P TUNNEL.

WHEN LEAVING BAY VIEW YARD, THE TRAIN IS USUALLY SET AS FOLLOWS: WEST BALTIMORE CARS (AMERICAN LUMBER) SHOULD BE NEXT TO SOUTH OUT ENGINE; FOLLOWED BY MID-ATLANTIC DISTRIBUTORS; BROCKER STEEL; COASTAL STEEL; AND GRASMICK LUMBER, THEN THE NORTH OUT ENGINE.

CUSTOMER PROFILE

1. GRASMICK LUMBER

ZTS 783-781

AFTER CLEARING IN AT BALTIMORE STEEL SIDING, ENGINEER SHOULD CHANGE ENDS. (DON'T FORGET TO TIE ENGINE DOWN...YOU ARE ON A HILL). PULL TRIP DOWN TO CLEAR GRASMICK LEAD (783). PULL EMPTIES AND SET LOADS, SHIFTING BETWEEN LEAD AND TRACK 251.

NOTE: BOXCARS ARE PLACED INTO SIDING FIRST AND FLATCARS ARE PLACED JUST INSIDE THE GATE ON CONCRETE PAD. ALLOW ROOM TO CLOSE GATE. WHEN DONE SHIFTING GRASMICK, ENGINEER SHOULD AGAIN CHANGE ENDS. (OPERATE FROM SOUTH UNIT.)

2. MID-ATLANTIC DISTRIBUTORS

ZTS - 784

SHOVE TRIP TOWARDS COASTAL STEEL - TRACK 786, AND GO INTO MID-ATLANTIC - TRACK 784 AND PULL EMPTIES AND DOUBLE BACK TO TRIP. GRAB LOADS FOR MID-ATLANTIC AND SPOT.

NOTE: FLAT CARS MUST BE SHOVED TO BUMPING BLOCK, IF YOU MOVE MORE THAN TWO (2), YOU MUST SEPARATE THEM TO ALLOW FORKLIFT TO GET BETWEEN THEM. BOX CARS ARE SPOTTED AT THE PLATFORM. SIDING WILL HOLD NINE (9) CARS.

3. COASTAL STEEL AND BROCKER STEEL

ZTS - 786

AFTER COUPLING BACK UP TO TRIP FROM MID-ATLANTIC, SET NORTH OUT ENGINE AND COASTAL LOADS IN TOWARDS MID-ATLANTIC AND CUT AWAY AND LET SET. USE CAUTION, COASTAL IS ON A DOWN-GRADE AND IT IS TIGHT IN THE BUILDING. RETURN TO MID-ATLANTIC TO GET LOADS AND SHOVE INTO COASTAL TO SPOT.

NOTE: COASTAL CARS GO INTO BUILDING FIRST, THEN BROCKER. WHEN SHOIVING IN TO SPOT, MAKE SURE YOU MAINTAIN RADIO CONTACT ACCOUNT OF TIGHT SPACE AND DOWNGRADE.

SAFETY TIP: ENGINEER SHOULD USE AIR WHILE SHOIVING INTO COASTAL TO SPOT, ACCOUNT OF HEAVY LOADS AND DOWNGRADE.

AFTER GETTING TRIP TOGETHER AND MAKING PROPER AIR TEST, TALK TO AMTRAK CETC-2 DISPATCHER FOR PERMISSION TO OPEN UP AND OCCUPY #3 TRACK TO GO TO WEST BALTIMORE (LOUDON PARK - A TRACK).

NOTE: BEFORE LEAVING BALTIMORE STEEL SIDING, LET CETC-2 KNOW YOU WILL NEED TO HOLD THE MAIN (A-TRACK) AT LOUDON PARK AND FOR HOW LONG, BECAUSE IF YOU HAVE TO GET IN THE CLEAR THERE, YOU ONLY HAVE SIX (6) CAR LENGTHS OF ROOM.

4. AMERICAN LUMBER

ZTS 823-824

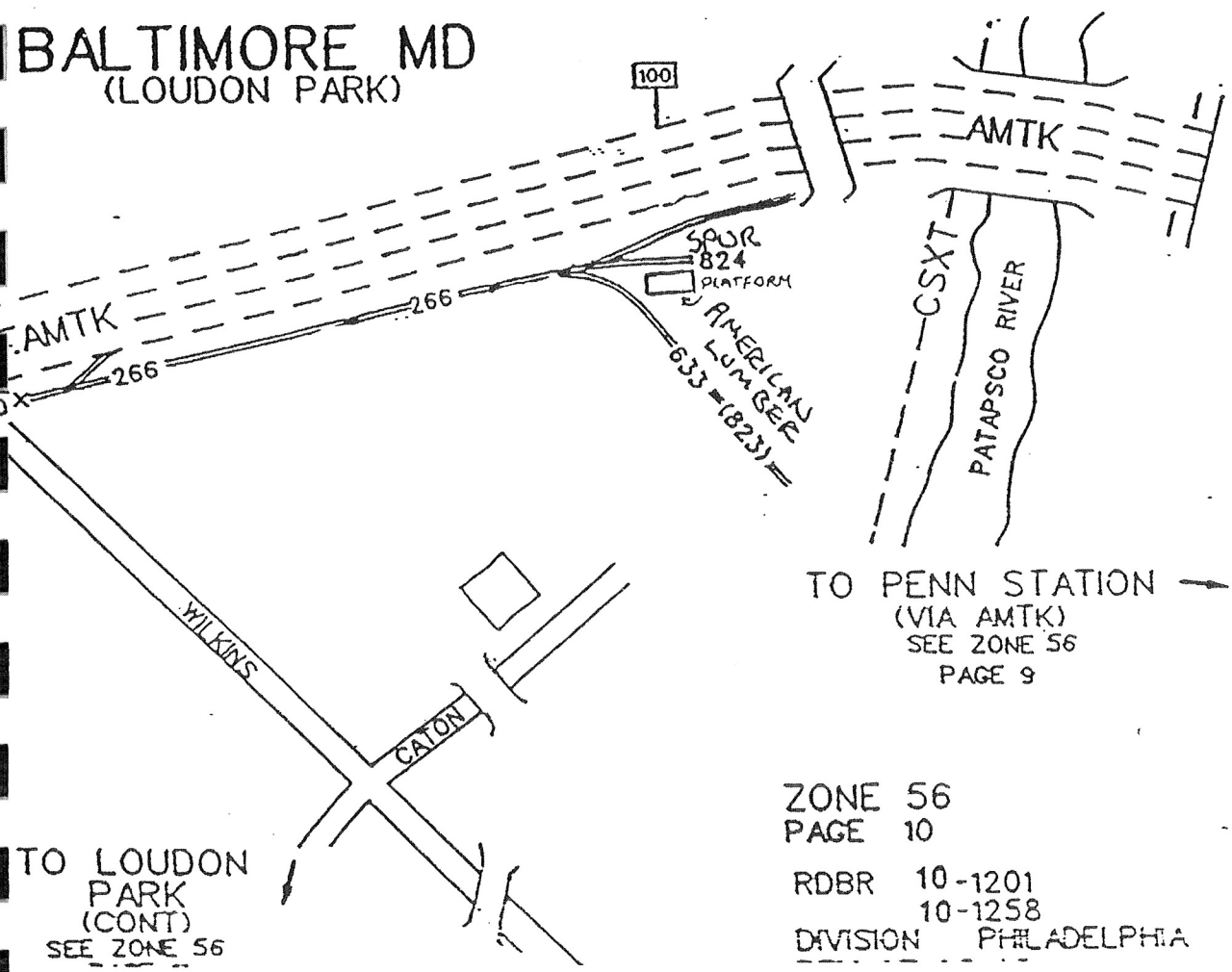
AFTER ARRIVING AT LOUDON PARK AND GETTING PERMISSION TO OPEN UP FROM CETC-1 (CROSSOVER HAS CENTER-LOCKING DEVICE) HOLD ON TO AMERICAN LUMBER CARS AND SHOVE IN TO PICK UP EMPTIES. IF YOU NEED ROOM TO SHIFT, YOU HAVE A COUPLE CAR LENGTHS NORTH OF TRACK 824. IF NOT ENOUGH ROOM, YOU WILL HAVE TO SHIFT BETWEEN "A" TRACK AND SIDING.

NOTE: BOXCARS GO TO TRACK 824 (PLATFORM) AND FLATCARS GO TO TRACK 833.

SAFETY TIP: TRACK 833 IS ON A SHARP RIGHT HAND CURVE. USE CAUTION WHILE SPOTTING TO AVOID DERAILING.

AFTER GETTING TRIP TOGETHER, ENGINEER WILL CHANGE ENDS (OPERATE FROM NORTH UNIT) AND AFTER MAKING PROPER AIR TEST, INFORM
CETC-1 OF YOUR TRAIN CONSIST AND THAT YOU ARE READY TO RETURN TO BAY VIEW TO YARD YOUR TRAIN.

BALTIMORE MD (LOUDON PARK)

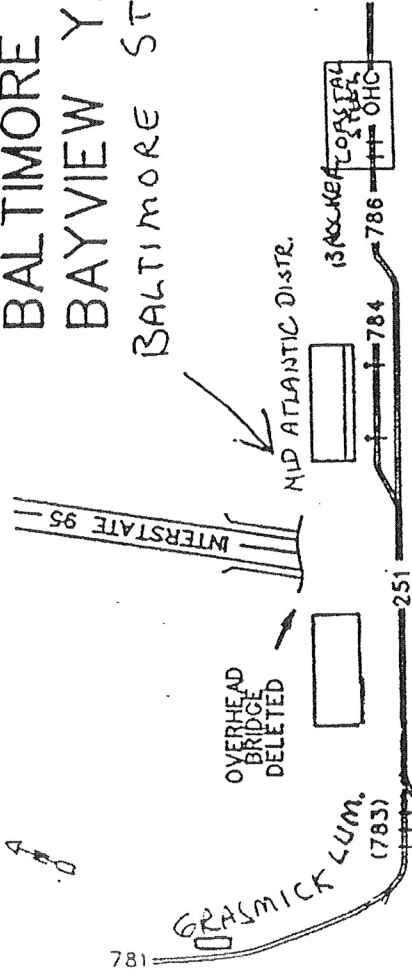


TO PENN STATION →
(VIA AMTK)
SEE ZONE 56
PAGE 9


ZONE 56
PAGE 10
RDBR 10-1201
10-1258
DIVISION PHILADELPHIA

TO LOUDON
PARK
(CONT)
SEE ZONE 56

BALTIMORE MD
 BAYVIEW YARD
 BALTIMORE STEEL SOG.



"POINT"



1 RELAY

NORTH POINT

CRS SHOP